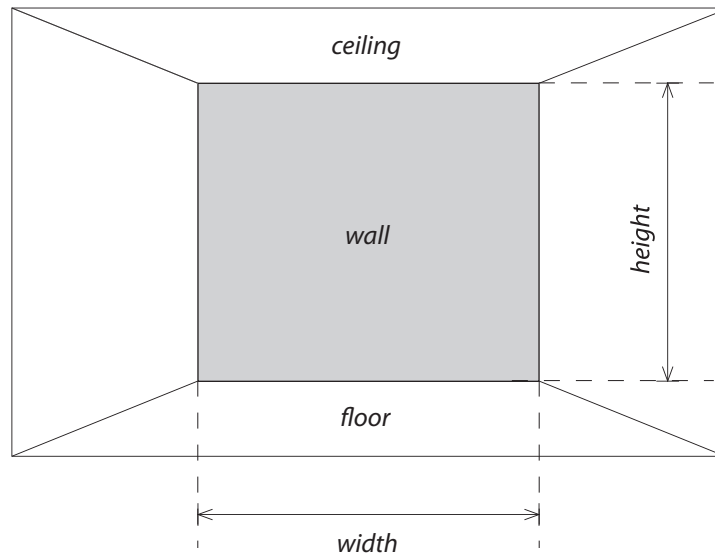
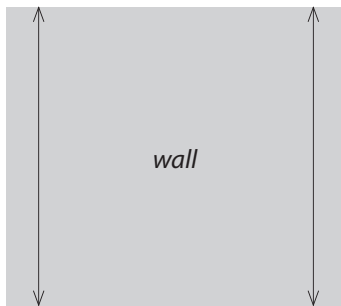


## How to measure your wall

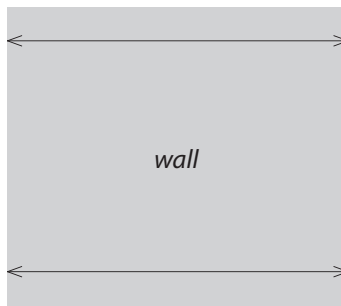
Your wallpaper will be printed on demand, custom fit to your wall. All the designs are wallcovering and have **no pattern repeat**. You only receive the wallpaper you need, pre-cut in strips of 48,7 cm. This is good for your wallet, the environment and you will not have to worry about the pattern repeat. Your wallpaper design will be printed with an extra 5 cm to the height and width, to allow a little bit of play.



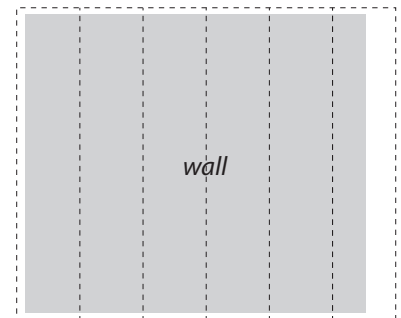
Very rarely the walls in your home are completely straight, therefore we ask you to carefully measure the highest and at the widest point.



• Measure the highest point



• Measure the widest point



• Wallpaper strokes 48,7 cm wide

Walls by Loes van Oosten only offers walldesigns for rectangular or square walls. What to do if have a window, a door or a slanted wall? Always measure the total wall at it's highest and widest point, including the opening or the sloping line.